



**I AM** FULL FRAME FREEDOM



**D750**

[www.europe-nikon.com](http://www.europe-nikon.com)

*At the heart of the image*







• Lens: AF-S NIKKOR 70-200mm f/2.8G ED VR II • Image quality: 14-bit RAW (NEF) • Exposure: [M] mode, 1/500 second, f/4 • White balance: Cloudy • Sensitivity: ISO 800 • Picture Control: Standard ©Ray Demski

# UNCHAINED

## Free your vision

Go further. Aim higher. Let inspiration flow unhindered. With the D750 in your hands, your creativity will be freed from the usual compromises. It's time to abandon your limitations and realise your potential. Pursue your ideas as you see fit, and capture them as never before. It's your camera. It's your vision.

It's time for your imagination to run free.



# D750





# Freedom to Dare

## Outstanding resolution and agility to follow through with your ideas

Introducing the smallest and lightest FX-format model\*<sup>1</sup>, designed with a deep handgrip for secure, confident use. Packed with imaging power and speed, the D750 captures peak action at a 24.3-effective-megapixel resolution. Your photographic instincts are further supported by features such as Nikon's performance-proven 51-point AF system, which employs group-area AF, and by high-speed continuous shooting at approx. 6.5 fps\*<sup>2</sup>. This leaves you free to simply concentrate on timing and composition while letting the camera do the rest.

\*1 Among models with built-in flash and movie recording function.  
\*2 Based on CIPA Guidelines.

### An FX-format, 24.3-megapixel camera with enhanced manoeuvrability

The D750 features the smallest and lightest body among FX-format models\*<sup>1</sup>, its slim design incorporates an easy-to-hold grip for almost any hand size. This improved manoeuvrability combined with the high-resolution imaging potential of 24.3 megapixels, provides users with more freedom in the field. The camera also shoots at approx. 6.5 fps\*<sup>2</sup> continuously, for up to 100 JPEG shots\*<sup>3</sup> in both FX and DX formats, boosting its ability to capture action.

\*1 Those featuring built-in flash and movie-recording function.  
\*2 Based on CIPA Guidelines.  
\*3 Excluding JPEG fine/Large in FX format (max. 87 shots).

### Enhanced agility: high-density 51-point AF system comparable to Nikon's flagship D4S


Like the D4S and D810, the D750's dense network of 51 focus points covers the centre of the frame comprehensively for superb subject capture. Its 15 cross-type sensors are arranged for fast phase detection in both vertical and horizontal directions. All focus points are responsive at f/5.6.

### AF shooting possible even at an effective aperture of f/8

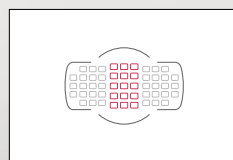
While 15 focus points (the nine centre points and three mid-level points on each side) are compatible with apertures slower than f/5.6 and faster than f/8, 11 points are also compatible with f/8. This enables you to focus smoothly when you are using a 1.4x or 1.7x teleconverter, or even with the effective aperture value of f/8 when combining a telephoto NIKKOR lens with a 2.0x teleconverter. The combination of the compact and lightweight D750 with the latest FX-format lenses and teleconverters produces a camera system that is both highly capable, unexpectedly portable and further increases photographic opportunities.

### Faster, more secure focusing: group-area AF for a quick lock onto moving targets

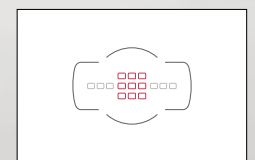
In addition to single-point AF, dynamic-area AF, 3D-tracking, and auto-area AF modes, the D750 features the same new group-area AF mode as the D4S and D810. While dynamic-area AF uses only one initial AF point, group-area AF utilizes five AF points simultaneously like a net, allowing you to focus sharply on even unpredictable moving subjects, while avoiding unintentional focus on the background.



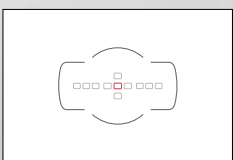
AF-S NIKKOR 70-200mm f/4G ED VR + AF-S TELECONVERTER TC-20E III + D750



\*Compatible with f/5.6.



\*Compatible with apertures slower than f/5.6 and faster than f/8.



\*Compatible with f/8.

■ Perform as cross-type sensors. □ Perform as line sensors.

• Lens: AF-S NIKKOR 70-200mm f/2.8G ED VR II • Image quality: 14-bit RAW (NEF) • Exposure: [M] mode, 1/1000 second, f/4 • White balance: Cloudy • Sensitivity: ISO 400 • Picture Control: Standard ©Ray Demski



# Freedom to Perform

## Open up your potential

Photographers need beautifully clear rendering across a broad ISO range. That's why the D750 is designed to deliver noise-free image reproduction across a wide standard sensitivity range: from ISO 100 to 12800. Noise is controlled effectively even at the high sensitivity range, while maintaining the detail and sharpness of 24.3 megapixel resolution, resulting in picture quality at high ISOs that surpasses the D810. With autofocus capability even at a dim -3 EV\*, the D750 pushes back the limits of low-light photography to open up your true creative potential.\*

\*ISO 100, 20°C/68°F.

### Newly developed image sensor and EXPEED 4 achieve clear high-ISO images that surpass even those of the D810

The D750 offers a well-balanced combination of 24.3 effective megapixel resolution and FX-format to realise both sharp detail and sumptuous image quality. Its newly developed image sensor has a wide pixel pitch and dynamic range, producing rich, smooth tonal gradation and exceptionally high sensitivity performance with reduced noise. The data is processed through the EXPEED 4 image-processing engine, utilizing a newly formulated algorithm to render more faithful colour and reduced noise at high sensitivity. Even when shooting low-contrast subjects such as hair or grass, delicate textures can be reproduced with breathtaking detail and sharpness in both bright and dark areas, while minimizing colour noise in still images and random noise in movies. The clarity of image quality in the high sensitivity range even surpasses that of the D810. This high-ISO performance also provides great results in movie recording.

### Exceptional image quality across a wide sensitivity range

Designed to Nikon's most stringent image control requirements, the D750 comes with a standard ISO sensitivity range of 100 to 12800. The range is also then expandable to Lo 1 (ISO 50 equivalent) and Hi 2 (ISO 51200 equivalent). The FX-format CMOS sensor's large pixel pitch brings a capability to respond to a variety of demanding lighting scenarios, including strong sunlight, sunset and twilight, dim indoor light and night landscapes. In each situation, you can expect beautifully clear images with minimal visual degradation.



ISO 6400




ISO 12800

Hi 1 (ISO 25600 equivalent)




### Smooth and reliable AF in extremely low-light situations

The performance-proven 51-point AF system of the D4S and D810 has now been further improved. The newly developed Advanced Multi-CAM 3500 II autofocus sensor module offers strengthened focus detection capability even at a very dim -3 EV (ISO 100, 20°C/68°F), a level at which the human eye has difficulty seeing. Stress-free shooting is made possible thanks to the smooth and reliable AF performance across the entire brightness range, which includes dimly-lit situations. The low-light photography has been given a new lease of life thanks to the combination of high-ISO performance and AF capability of the D750 in low-light situations.



Shot in a darkened café after sunset



Captured with moonlight only



• Lens: AF-S NIKKOR 14-24mm f/2.8G ED • Image quality: 14-bit RAW (NEF) • Exposure: [M] mode, 1/1000 second, f/2.8 • White balance: Colour temperature (2700 K) • Sensitivity: ISO 1600 • Picture Control: Standard ©Ray Demski



# Freedom to Shoot Cinematically



## Enhanced video quality, creativity and operability


Searching for the right composition now becomes more convenient with the new tilting monitor. Your ability to be expressive in a movie format is enhanced by being able to select two image areas, and by exploring the extensive array of incredible NIKKOR lenses. Your technical and artistic skills in movie-making are aided and enhanced by finer audio controls and beautiful high-definition images with effectively minimized noise, moiré and jaggies. There's also an independent movie shooting menu and highlight display feature all designed to complement and support your movie-making ambitions.

### Tilting LCD monitor for expanding cinematic potential

The combination of a tilting monitor and lightweight body increases the possibility to shoot from an unusual point of view, helping you to create a distinctive and unique style.

### Multi-area mode Full HD D-Movie at 1080/60p

Capture smooth action in 60p with full HD (1920 × 1080) resolution. The combination of the EXPEED 4 image-processing engine and the newly-developed image sensor comprehensively handles high-resolution video data to achieve enhanced sharpness, reduced moiré and suppressed jaggies, leaving you free to push your imaging into new and exciting directions. Noise reduction has been optimised for movie recording, resulting in clearer, sharper movies at high ISOs. The "i" button allows you to quickly toggle between the two available image areas. Choose the one that best matches your creative intentions: the FX-based movie format renders your subjects with beautiful bokeh effects, while the DX-based movie format enables powerful telephoto effects. With these two image areas, and the wide array of NIKKOR lenses including DX lenses, versatile and cinematic expression is at your fingertips.



FX-based movie format  
DX-based movie format

Note: The image shows the two image area options (aspect ratio 16:9) on an FX-format image area for viewfinder photography or live view photography.

### Dedicated movie shooting menu for enhanced operating efficiency [New]

The D750 comes with a new dedicated movie shooting menu that collects your most frequently used movie shooting options in one place. Now it's easier to select the movie functions you want by choosing from the index on the left side of the screen — just like still photo shooting. Movie-related options can be set up efficiently.



### Exposure metering modes for every situation

In addition to the advantages of matrix metering, movie recording with the D750 allows centre-weighted metering to deliver stable exposure readings that aren't prone to sudden brightness changes of subjects in the centre area of the frame. You can also avoid overblown highlights by using a highlight-weighted metering mode.

### Smooth power aperture control — even during movie recording

Using the custom settings menu, the D750 lets you assign the power aperture feature\* to either the function (Fn) button or the depth-of-field preview (Pv) button. You can enjoy smooth and continuous aperture control during movie live view and movie recording. Video data can be recorded onto an HDMI-connected external recorder, and with the D750 this function can also be assigned to the multi-selector for more intuitive control. Set up is quick and easy using the "i" button — even during movie recording.



\*Functions in exposure mode A and M only. Operational sound may be picked up when using the internal microphone. External microphone is recommended.

### Auto ISO sensitivity control for recording with a fixed shutter speed and aperture in M mode

Maintaining the correct exposure is always a challenge when the camera must pan between bright and dark places. That's where the D750 and its auto exposure control come into play. For instance, when filming a subject running from a dark corridor into the noonday sun, auto ISO sensitivity control helps keep the appropriate exposure while maintaining the intended depth-of-field and motion-blur effects in your manual exposure setup. Set a maximum sensitivity limit between ISO 200 and Hi 2 to avoid it running too high. This can be extremely useful when dramatic changes in lighting are expected.

### Hi-fidelity audio with controls for monitoring and adjusting sound levels while recording

The D750 has two internal microphones, which are now spaced further to the left and right to create a more dynamic stereo recording. Add in the optional ME-1 Stereo Microphone, and you can expect even clearer audio with minimized mechanical noise. Microphone sensitivity levels can be adjusted in 20 steps during moviemaking — both in live view and movie recording — while visually checking the audio volume. Whether recording or just composing in live view, you can use the headphone connector to monitor the audio level, which is adjustable in 20 steps. Choose the most appropriate frequency response: "wide" is for recording musical instruments or city noise, while "voice" is optimised for recording human speech. Wind noise reduction is also available when using the built-in microphone. Headphone volume can be adjusted during movie live view using the "i" button, while microphone sensitivity, frequency response and wind noise reduction can be customised during movie recording.



### HDMI Full HD output to an external device while recording to internal storage


By using an optional HC-E1 HDMI Cable, uncompressed movie data can be output in 1080/60p onto an HDMI-connected external recorder. Professional-quality movie editing is possible using uncompressed or lossless-compressed movie file formats. This footage can also be recorded simultaneously to an internal memory card in 1080/60p (in MOV format, H.264/MPEG-4 AVC) as a convenient backup.



HDMI  
HIGH-DEFINITION MULTIMEDIA INTERFACE

### Highlight display to visually identify the image's brightest areas

The highlight display feature uses a "zebra" pattern in live view images to indicate highlight areas, which can be set to be either displayed or not on an HDMI output device. "Highlight display" can be set up quickly via the "i" button, even during movie recording.




### Index marking for fast, efficient in-camera editing

Using the custom settings menu, frequently used functions can be assigned to the depth-of-field preview (Pv) button during movie live view. The index marking function is assigned as default, and labels important frames during movie recording to make searching for particular moments incredibly fast and easy during editing. Index mark positions are easily confirmed on the display's progress bar. This feature can also be assigned to the function (Fn) button.




### Smoother exposure transition during time-lapse photography and interval timer photography

Whether it's natural subjects such as moving clouds and opening flowers, or urban scenes such as the flow of people and traffic, the D750's time-lapse photography function can capture them all as dramatic movies. The camera makes it simple: set the interval and duration, and you get jaw-dropping footage without the need for post-processing or editing. What's more, you get smooth exposure transitions automatically thanks to the camera's internal processing. The D750 efficiently reduces unwanted flicker effects that are sometimes created by a slight difference in exposure of each frame in a time-lapse movie where the brightness changes gradually, such as at dawn or dusk. This exposure smoothing also works during interval timer photography, which results in equally reduced exposure fluctuations when the images are rendered into a single time-lapse movie. The interval timer photography function can now shoot up to 9999 images.



Without exposure smoothing control



With exposure smoothing control



# Freedom to Imagine

## Realise new ways to shoot and share

With a slight change in angle, an ordinary street can be transformed into a fresh and exotic location. Once captured, the next step for many photographers is to show their photo to the world. The D750 now makes this easier than ever, helping you share your images in close to real time. Use the variety of creative effects available and ignite your creativity. The only limit is your imagination.

### First FX-format camera with tilting LCD monitor for shooting from flexible angles [New]



The D750 is the first FX-format camera to employ a tilting LCD monitor. Now you can quickly adjust your view by raising the angle up to approx. 90° or down to approx. 75° for flexible live view photography and movie recording. The specially designed monitor mechanism is rugged, lightweight and incorporated into the body to ensure a slim shape. The monitor itself is always positioned in the centre of the lens optical axis for easy holding and composition, with a feeling similar to photography using a viewfinder. Designed to be compact, the monitor stays close to the camera body so that you can intuitively achieve a greater variety of camera angles. Also, smooth and easy operation down to 75° is available even with the camera mounted on a tripod.

### First FX-format camera with built-in Wi-Fi for image transfer and remote shooting using a smart device

The D750 has built-in Wi-Fi capability to enable interactive, wireless communication with a smartphone or tablet PC. Still images transfer seamlessly to your smart device so you can share your high-quality photographs with friends anywhere. This next step in creative communication can further stimulate your passion for photography. You can also take advantage of your smart device as a remote live view screen, taking pictures and checking for the best angle and timing. The D750 can be conveniently used for self-portraits, group shots, and remote photography to capture birds or animals from a distance.

Note: Wireless Mobile Utility must be downloaded onto a smart device (compatible with iOS/Android™) to use the Wi-Fi function. Wireless Mobile Utility can be downloaded for free from the appropriate application store.

### Special Effects to quickly transform the look and feel of images

Enjoy uniquely creative digital effects easily by employing seven Special Effect options without any editing software. Used together with the tilting LCD monitor, you can produce a variety of unique and eye-catching images and movies. If you set the D750 to live view, you can see the actual effect in real time, giving you the option to adjust your settings appropriately before confirming the final effect. Whether you are a beginner or an advanced amateur, Nikon's unique Special Effects mode will stimulate your creativity.

#### Special Effects incorporated in the D750:

Night vision, Colour sketch<sup>\*1</sup>, Miniature effect<sup>\*2</sup>, Selective colour, Silhouette, High key and Low key.

<sup>\*1</sup> Movies shot in this mode play back like a slide show made up of a series of stills.  
<sup>\*2</sup> Miniature effect movies play back at high speed.



Silhouette



High key



Colour sketch



Selective colour





# Freedom to Explore

## Expanding potential, stimulating curiosity


It once held true that a camera had to be heavy and bulky in order to offer lots of high-end functions, but not any more. The high-definition image quality resulting from 24.3-effective-megapixel resolution and the high-performance specs found in professional Nikon models are now packed into a compact, lightweight and slim body providing superior mobility and agility.

### Compact, lightweight and slim body with a tough, durable design

As the first Nikon FX-format model to employ a monocoque body with a sturdy, encased structure that does not require a separate chassis, the D750 satisfies strength standards with reduced size and weight. The slim design is realised by placing the image sensor on the same plane as the integrated circuit board, the size of which is approx. 70% that of a conventional design (approx. 50% of the space allocated for electronic components). The sequence drive unit uses four motors, just like the D810. Its location has been altered and optimised to create the space needed for the deep handgrip, while maintaining the necessary strength and durability to incorporate convenient features such as built-in flash and movie recording, as well as a large range of professional features. The front body and front cover is comprised of a new carbon fibre material and magnesium is used for the rear and top cover, thus achieving a strong, light and rugged frame.

### Enhanced maneuverability with a grip ensuring secure handling, regardless of hand size

The camera's slim body layout includes a new handgrip with added depth for a more secure hold — grasp tightly and even your little finger can be positioned comfortably. The rounded design allows for a consistently comfortable grip, regardless of hand size. The material used for the D750's handgrip is synthetic leather texture, the same as that employed for the D4S and D810, and rubber material is utilized for the memory card slot cover on the grip for the ultimate in holding comfort.



### Three image area options to change your angle of view

The D750 lets you choose from three image sizes for still photography: [FX (36 × 24) 1.0×] for FX format (35.9 × 24.0 mm) while offering an angle of view equivalent to a 35mm format camera; [1.2× (30 × 20) 1.2×] offers the size of 29.9 × 19.9 mm; and [DX (24 × 16) 1.5×] offers DX format (23.5 × 15.7 mm).). The actual angle of view will be equivalent to approx. 1.2× or 1.5× lens focal length. With both FX and DX options in a compact, lightweight camera combined with a powerful zoom lens, you can take advantage of the benefits offered by a versatile, highly-portable system. Another benefit of the DX format is that the 51 focus points come close to covering the entire frame, making it easier to capture fast-moving subjects. When a DX lens is attached, the camera will automatically select [DX (24 × 16) 1.5×].



# Freedom Fundamentals: Exceptional Response

Expanded flexibility for image and movie creation

## Built-in Wi-Fi for smooth integration with smart devices

With Nikon's Wireless Mobile Utility, the D750 transfers images from the camera to a smart device, and turns your smart device into the camera's remote control. Although magnesium is used for the top cover, the radio transmission distance is approx. 30 m/98 ft\* (line of sight). Shutter release is not interrupted even during image transfer allowing for continuous operation.

- \*Assumes no interference; range may vary with signal strength and presence or absence of obstacles.
- Wireless Mobile Utility must be downloaded onto a smart device (compatible with iOS/Android™) to use the Wi-Fi function. Wireless Mobile Utility can be downloaded for free from the appropriate application store.
- The built-in Wi-Fi feature is not compatible with Camera Control Pro 2.

## Wireless Mobile Utility for Wi-Fi transmission

This dedicated application wirelessly connects Nikon digital cameras and smart devices (smartphone or tablet PC, compatible with iOS/Android™) to enable image transfer and remote control. The Wireless Mobile Utility can be downloaded free of charge from the appropriate manufacturer's application store.

## Smooth workflow for professional image transmission

Journalists and documentarians will enjoy the fact that, like the professional D4S model, the D750 is capable of data transmission via the optional UT-1 Communication Unit and WT-5A/B/C/D Wireless Transmitter. With the UT-1 connected, the D750 is capable of a wired LAN connection (via Ethernet). Attach the WT-5A/B/C/D to the UT-1 for a wireless LAN connection\*<sup>1</sup> to an FTP server or PC\*<sup>2</sup>. You can transmit the images or movies stored in the camera's SD memory card, as well as images captured in real time, and then send them directly to the FTP server or a computer. The optional Camera Control Pro 2 enables remote camera control and transmission of the images and movies to a computer. You can also view the images stored on a memory card of the camera or control the camera from the web browser on a computer or iPhone\*<sup>3</sup>.

\*<sup>1</sup> Based on IEEE802.11a/b/g/n.

\*<sup>2</sup> Wireless Transmitter Utility needs to be installed by downloading it from the Nikon website using the installer in the supplied ViewNX 2 CD-ROM.

\*<sup>3</sup> iPhone is a trademark of Apple Inc.




WT-5A/B/C/D

UT-1 attached to the D750 with LAN cable connected

UT-1 and WT-5A/B/C/D attached to the D750

## Camera Control Pro 2 (optional) — remote control software

Camera Control Pro 2 is remote control software that's capable of operating a variety of D750 functions from a computer. Advanced viewer features and live view are also supported. Most Nikon digital SLR settings that are usually controlled via USB cable can be controlled remotely from a computer, including exposure mode, shutter speed and aperture. A wireless LAN (Wi-Fi) or wired Ethernet connection is also available when using an optional wireless transmitter attached to a compatible camera.



## Optical viewfinder with approx. 100% frame coverage for enhanced clarity and visibility

The optical viewfinder of the D750 employs newly designed eyepiece lenses to meet the slimness of the body. Its glass pentaprism delivers approx. 100% frame coverage, while the new focusing screen offers enhanced visibility. Like the D4S and D810, the main mirror is multilayer-coated for neutral colour results.



## Flexible angle control with 3-axis hinge design

The D750 has a tilting LCD monitor that quickly adjusts upward by 90° and downward by 75°. Thanks to Nikon's original 3-axis hinge structure, the monitor moves slightly outward, so there is no vignetting with the eyepiece part when the monitor tilts up to 90°. Also when tilted downward by 75°, the monitor swings back so that the monitor won't touch the tripod base. You can comfortably tilt the monitor even when the camera is on a tripod.



## High-resolution LCD monitor with colour customization capability

The 8-cm/3.2-in. LCD monitor has an approx. 1229k-dot resolution. This, and the RGBW alignment and integrated structure of glass and panel create a clear and crisp view of your images. With a wide viewing angle of 170° (up, down, left and right) the D750 is both convenient and comfortable. You can also calibrate the colour of the LCD monitor to closely match that of your computer, thus increasing the efficiency of your workflow.

## Built-in flash with commander function for wireless multi-flash operation

With its wide-angle, 24 mm lens coverage and a guide number of approx. 12/39 (m/ft, ISO 100, 20°C/68°F), the D750's built-in flash offers multiple capabilities.. Its integrated i-TTL flash control not only fills in backlit subjects, but also provides superior output control to a professional standard. Perhaps most important is its compatibility with Nikon's exclusive Advanced Wireless Lighting, which enables the built-in flash to control up to two groups of optional Speedlights wirelessly.





# Freedom Fundamentals: Image Quality and Expression

Rich, expressive and refined image quality for optimised creative freedom

## Four key technologies and original software to realise Nikon-quality images

The unmatched optical performance of NIKKOR lenses brings out the true potential of the D750's high-resolution sensor. This newly developed Nikon FX-format CMOS sensor (24.3 effective megapixels) features an exceptionally wide dynamic range and high signal-to-noise ratio, delivering images with well-balanced definition and low noise even at high sensitivities. EXPEED 4, Nikon's exclusive, high-speed image-processing engine, achieves new-found noise reduction performance, white balance precision and 1080/60p movie capability. Furthermore, Nikon's original Picture Control system allows styles of image creation that can more accurately reflect a photographer's intentions. All of these features work together to achieve supreme image quality in both still images and movies. The D750 even surpasses the D810 in image quality at high sensitivities, as well as in definition, depth, tonal gradation and clear colour. Empower your creativity with well-balanced and high-quality JPEG images and movie files directly out of the camera, or push it further by taking advantage of Nikon's own Capture NX-D processing for NEF (RAW) files.


## Improved Picture Control system for more creative flexibility

Nikon's original Picture Control system lets you freely control the look of movies and still images. When you want to create beautiful images or movies that can be used straight out of the camera, or pursue post-production levels of creativity, simply select from Standard, Neutral, Vivid, Monochrome, Portrait, Landscape and Flat. Like the D810, clarity\*<sup>1</sup> can adjust the distinctiveness of an image. Each parameter can be set precisely in increments of 0.25\*<sup>2</sup>. The newest Picture Control, "Flat", utilizes a tone curve that is closer to a straight line than the Neutral setting. Flat also provides minimal artificial manipulation, and can therefore maintain a subject's information with more reliability. Now when you adjust an image, you can worry less about overblown highlights, blocked up shadows, or excessive colour saturation. Instead, you can concentrate on getting the most out of an image with rich tonality in both brightness and colour tones. If you process NEF (RAW) files with Capture NX-D\*<sup>3</sup>, shoot with Flat, or apply Flat to an image taken with another Picture Control and then adjust the tone curve to reflect your intentions more easily.

\*1 Can be applied to still images only.  
\*2 Excluding Quick adjust and filter effects.  
\*3 Can be downloaded from Nikon's website free of charge.

## Picture Control Utility 2 for creating and managing custom Picture Control (supplied in the ViewNX 2 CD-ROM)

With this software, you can create custom Picture Controls to reflect your tastes. On its own, it enables parameter adjustment via custom tone curves. The preview screen enables you to confirm subtle changes in real time, and enlarge your point of interest by adjusting the window size. It is also possible to adjust the exposure and white balance of the preview image, and when desired, transfer the settings to the camera via memory card. Any custom Picture Controls you create can automatically be registered in the Picture Control list of ViewNX 2 and Capture NX-D on the same computer, which helps make the application of any NEF (RAW) files a smoother process.



Shot with custom Picture Control based on Landscape | Shot with Portrait

## Nikon's original software to achieve Nikon-quality images


### Capture NX-D for developing NEF (RAW) files (free download)

Specifically designed to process NEF (Nikon Electronic Format) Nikon's exclusive RAW format, Capture NX-D software makes full use of extremely data-rich files. In addition to exposure compensation and easy adjustments to white balance and tone, Picture Control offers even more opportunities. New Flat option and clarity adjustments can be applied to NEF (RAW) images shot even with cameras released before the D810. No matter which camera you use, now you can fine-tune each parameter in increments of 0.25\*. The results, including Picture Control adjustments, can be saved and easily applied to other images using Capture NX-D.

\*Excluding Quick adjust and filter effects.  
Note: Capture NX-D can be downloaded from Nikon's website free of charge.  
<http://nikonimglib.com/nenxd/>

### ViewNX 2 for image browsing and editing (supplied)

Taking advantage of frequently used image-editing functions such as resize and brightness adjustment ViewNX 2 is useful for importing, editing and browsing still images and movies. Its movie-editing functions are equivalent to those found in digital SLRs, and it is easy to apply, change and adjust Picture Control to NEF (RAW) images taken with Nikon digital SLR cameras.



## Nikon's exclusive Advanced Scene Recognition System

The D750 comes equipped with Nikon's own Advanced Scene Recognition System, utilizing a 91K-pixel RGB sensor that delivers high-accuracy results. It meticulously scans the scene using its 91K-pixels to read brightness, contrast, colour, distribution of highlight areas and the presence or absence of human faces\*. Utilizing this information, the camera implements various automatic controls, such as autofocus, auto exposure, auto white balance and i-TTL flash exposure. That means you can expect subject tracking with more accurate AF, exposure control and flash control, with added priority to human faces. It also delivers well-balanced exposure control considering highlight areas and precise white balance. The Advanced Scene Recognition System also utilizes image sensor information to enhance the entire shooting experience: it speeds up the playback zoom of faces, and improves the accuracy of exposure and AF control during live view and movie recording.

\*Face detection control cannot be confirmed in the viewfinder display.

## Precise auto white balance that identifies a light source highly accurately with the Advanced Scene Recognition System

Using light source identification and face detection on the image plane of the Advanced Scene Recognition System, the camera detects colour and brightness information to identify the light source, by referencing its massive on-board collection of shooting data. The D750 also allows you to set a second auto white balance mode — Auto 2 — to maintain a warmer ambience when shooting under incandescent light.



## Flexibility in every aspect of image adjustment

Nikon's Picture Control system allows you to tailor the look and feel of images according to your personal tastes, but it also makes it easy to adjust parameters such as clarity\*, sharpening, contrast, saturation and hue (colouration). Each parameter is capable of fine adjustments in increments of 0.25, with white balance adjustments at 0.5 steps for the A-B direction and 0.25 steps in the G-M direction. This enables an almost infinite amount of customization in order to realise the colour reproduction you want.

\*1 Can be applied to still images only.

## Active D-Lighting to reproduce natural brightness

Even when a scene has stark differences between light and dark, Active D-Lighting reproduces natural detail in highlight and shadow. In some situations, such as backlit subjects, dark and light may not fall within the camera's wide dynamic range, but thanks to the EXPEED 4 image-processing engine, the D750 can perform fast and highly precise real-time processing, resulting in further enhanced colour reproduction in short processing time. Simply select a strength level: auto, extra high, high, normal and low (off is also available). Active D-Lighting works effectively with matrix metering, and unlike HDR, it does not combine images, and is therefore effective for handheld shooting or capturing moving subjects.



## HDR (High Dynamic Range) for more standout contrasts

For an incredibly wide dynamic range in one picture, the D750 can combine two images taken with one shutter release at different exposures. The result is images with less noise and rich tonal gradation in both shadows and highlights, even in high-contrast shooting scenes. The degree is selectable — auto, extra high, high, normal and low — and the smoothness of the edge where two exposures meet is automatically set according to the strength level. HDR mode is most effective with stationary subjects such as landscapes and still life images.

Note: Tripod use is recommended.



# Freedom Fundamentals: Operability and Reliability

Creative support in every way you need it



• Lens: AF-S NIKKOR 70-200mm f/2.8G ED VR II • Image quality: 14-bit RAW (NEF) • Exposure: [A] mode, 1/400 second, f/3.2 • White balance: Colour temperature (2700 K) • Sensitivity: ISO 3200  
• Picture Control: Standard ©Ray Demski

Shot with highlight-weighted metering

## Highlight-weighted metering to avoid overblown highlights




The subject shot with matrix metering shows overblown highlights

When this mode is selected, the D750 automatically detects the brightest areas of your scene and determines an exposure that prevents overblown highlights. This new highlight-weighted metering system is particularly effective in theatre shots where the main subject is illuminated by a spotlight.

## Spot white balance to capture preset manual data instantly via live view

The D750 allows you to acquire preset manual white balance data instantly by selecting a white or gray area within the frame during live view. Preset manual data can be retained even when the live view image is magnified to its maximum, giving you precise white balance in smaller areas. If you're not satisfied with the result, you can simply move the acquisition area without needing to go through the entire acquisition process from the beginning.




Shot using preset manual data



Shot with Auto 1

## Scene Mode for optimised settings according to the shooting scenario

The D750 can automatically select the most appropriate settings for your scene or subject matter. Simply select the appropriate Scene Mode and let the camera do the rest. Exposure compensation and flash compensation are also available when using Scene Mode.



Shot with Dusk/Dawn

### Scene Mode incorporated in the D750:

Portrait, Landscape, Child, Sports, Close up, Night portrait, Night landscape, Party/Indoor, Beach/Snow, Sunset, Dusk/Dawn, Pet portrait, Candlelight, Blossom, Autumn colours, Food

## Optical viewfinder incorporating organic EL display element for enhanced visibility, even under bright light

The information display below the image area in the viewfinder uses an organic EL display element for a clear and high-contrast display with lower power consumption. High visibility is possible even under bright sunlight, with quicker response speed in low temperatures.



## Comfortable, intuitive operation and superior GUI

The D750 comes equipped with a new, more intuitive GUI (graphic user interface). For clear visibility in any light, the colour of text can be selected manually or automatically, depending on the level of ambient light. The top control panel has been redesigned to fit the slim body styling and displays necessary information in a clearer, more comfortable format for viewing.



## Intuitive "i" button for direct access to frequently used operations

In viewfinder or live-view photography, access to your most frequently used functions is as easy as pressing a button. It's also possible to jump to the retouch menu during playback, or designate images to be transferred to a smartphone or tablet PC.



## Double SD card slots for efficient memory management

The D750 uses two SD memory card slots, with a variety of recording options, such as "Overflow" or "Backup" or recording RAW and JPEG onto separate cards. You can also copy images between the two memory cards, as well as select the slot for movie recording according to the cards' remaining capacity. The camera supports SDXC UHS-I memory cards — combined with the increased speed of the EXPEED 4 image-processing engine, the D750 can process and write high-pixel-count image data at incredible speeds.



## Virtual horizon that detects the camera body's pitching inclination

The D750 incorporates an in-camera virtual horizon that detects both rolling (horizontal inclination) and pitching (forward or rear inclination). The inclination of the rolling and pitching directions are indicated on the LCD monitor, while the rolling direction can be seen on the viewfinder. This function is especially useful when shooting subject genres such as still life, landscape and architecture.



## Rugged body and sealing for reliable dust and rain protection

Comprehensive sealing is applied to the camera for an effective defense against dust and moisture equivalent to the D810. The optional MB-D16 Multi-Power Battery Pack features the same sealing quality.



## Durable, high precision sequence mechanism that clears the 150,000-release test

The D750 was designed with a high-speed, high-precision mechanism that controls the shutter, mirror and aperture independently. The shutter has been tested for 150,000 cycles with the shutter unit and driving mechanism actually loaded to prove its extremely high durability. Quiet shutter-release and quiet continuous shutter-release modes are available enabling less obtrusive shutter release operation.



## Low power consumption design and long-life battery

Enhanced electric circuitry and the EXPEED 4 image-processing engine provide an efficient power consumption system that helps you shoot longer. The D750 employs the EN-EL15 Rechargeable Li-ion Battery — the same as that used in the D810, D610 and D7100. This lets you shoot approx. 1230\* images, if the flash is fired every other shot. It also enables approx. 4420 images and movies of approx. 55 minutes according to Nikon's own simulating professional usage test. Aside from the EN-EL15, the optional EH-5b AC Adapter (EP-5B Power Connector required) and the MB-D16 Multi-Power Battery Pack are also available as power sources.

\*Based on CIPA Standards.



MB-D16 attached to the D750



# Freedom Fundamentals: NIKKOR Lenses

Superior optical quality to draw out the true beauty of FX format



• Lens: AF-S NIKKOR 16-35mm f/4G ED VR • Image quality: 14-bit RAW (NEF)  
 • Exposure: [A] mode, 1.6 second, f/11 • White balance: Auto 1 • Sensitivity: ISO 100  
 • Picture Control: Standard ©Ryo Ohwada



**AF-S NIKKOR 16-35mm f/4G ED VR**  
 Ultra-wide-angle zoom lens with superb VR function and resolving power

Covering the ultra-wide angle of 107° to a regular wide angle of 63°, this exceptional zoom lens draws out the high definition of the FX format and the camera's 24.3 effective megapixels. Vibration Reduction (VR) provides an effect equivalent to a shutter speed 2.5 stops\* faster. Explore handheld shooting further at wide angles — even in dim interior lighting, or during landscape shooting at sunset.



**AF-S NIKKOR 24-85mm f/3.5-4.5G ED VR**  
 Well-balanced standard zoom lens with VR.



**AF-S NIKKOR 70-200mm f/4G ED VR**  
 Clear telephoto zoom lens meeting professional needs.



• Lens: AF-S NIKKOR 24-120mm f/4G ED VR • Image quality: 14-bit RAW (NEF)  
 • Exposure: [M] mode, 1/80 second, f/8 • White balance: Direct sunlight • Sensitivity: ISO 100  
 • Picture Control: Neutral ©Joshua Cripps



**AF-S NIKKOR 24-120mm f/4G ED VR**  
 Practical standard zoom lens to cover a wide zoom range

This FX-format compatible, approx. 5x standard zoom lens covers the wide angle of view range from 84° wide angle to the telephoto range. The constant maximum f/4 aperture assures consistent high quality from its maximum aperture. Nano Crystal Coat has been applied to offer clear images with minimized ghost and flare. It incorporates Vibration Reduction (VR) to effectively minimize camera shake by offering an effect equivalent a shutter speed 3.5 stops\* faster.



**AF-S NIKKOR 20mm f/1.8G ED [New]**  
 Fast ultra-wide-angle prime lens that is compact and lightweight, delivering high image quality.



**AF-S NIKKOR 35mm f/1.8G ED**  
 Fast wide-angle prime lens for superior resolution and bokeh reproduction.



• Lens: AF-S NIKKOR 28-300mm f/3.5-5.6G ED VR • Image quality: 14-bit RAW (NEF)  
 • Exposure: [M] mode, 1/640 second, f/5 • White balance: Auto 1 • Sensitivity: ISO 3200  
 • Picture Control: Standard ©Ray Demski



**AF-S NIKKOR 28-300mm f/3.5-5.6G ED VR**  
 Ultrahigh-ratio (10.7x) zoom lens for diverse shooting situations

With a maximum aperture of f/5.6 at the telephoto end, this ultrahigh 10.7x ratio zoom lens covers the 28-300 mm focal range. Vibration Reduction (VR) provides the equivalent of a shutter speed 3.5 stops\* faster. With such versatility, this lens delivers high-quality pictures in a diverse array of shooting situations.



**AF-S NIKKOR 58mm f/1.4G**  
 Fast prime lens achieving dramatic image with shallow depth of field and natural bokeh.



**AF-S VR Micro-Nikkor 105mm f/2.8G IF-ED**  
 Micro lens with sharp and natural reproduction.

\*Based on CIPA Standards. The value is achieved when attached to an FX-format digital SLR camera, with zoom set at the maximum telephoto position.

# Freedom Fundamentals: Nikon Speedlights

Exclusive flash system to control light as you like



• Lens: AF-S NIKKOR 24-85mm f/3.5-4.5G ED VR • Image quality: 14-bit RAW (NEF) • Exposure: [M] mode, 1/1000 second, f/6.3 • White balance: Flash • Sensitivity: ISO 1250  
 • Picture Control: Standard ©Ray Demski



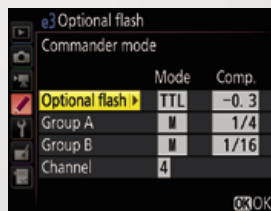
The built-in flash was used as a commander to trigger two remote SB-500 Speedlights wirelessly to create a dynamic three-dimensional effect. The flash output of each Speedlight unit can be manually controlled for the desired result.

## Nikon Creative Lighting System for studio-quality lighting anywhere

For accurate and flexible lighting in any situation, there is no better solution than the Nikon Creative Lighting System (CLS). Using lightweight, rugged and highly portable Nikon Speedlights (optional) with the compact D750, you now have the power to create studio-quality lighting in any location.

## Compact, lightweight SB-500 Speedlight with high-performance LED light (optional)

With a guide number of 24/79 (m/ft, ISO 100), the SB-500 is a compact, lightweight and easy-to-carry Speedlight that runs on two R6/AA-size batteries. It illuminates the image angle of a 24 mm lens in FX format and its flash head tilts up to 90° and rotates horizontally 180° to the left and right. As the colour temperature of the newly installed LED light (3 levels of output selectable) is close to that of sunlight, it can be naturally used as an auxiliary light for both still and movie shooting. With the Speedlight off camera, the lighting effect can be monitored in the live view monitor. Connected with the D750, the white balance control of the LED light can be automatically performed. In Advanced Wireless Lighting, the SB-500 can act as a commander of multiple remote Speedlights or a remote flash using the camera's built-in flash as a master. SB-500 Speedlight setting including the commander function can be performed from the D750's custom menu.



SB-500 Speedlight



# Freedom fundamentals: Accessories and Software

Designed exclusively for Nikon

## Advanced multifunctional WR-1 Wireless Remote Controller (optional)

The WR-1 is an advanced multifunctional remote controller. With one WR-1 configured as a transmitter and another WR-1 or WR-R10\*1 attached to the D750 as a receiver, it is possible to view or change camera settings\*2 using the transmitter display (firmware update to version 2.00 required). Utilizing radio waves, the communication range between WR-1 units stretches to 120 m/394 ft\*3. 15 channels are available. Besides remote control of a camera with a WR-1 (used as a receiver) attached, achieved by operation of another WR-1 (used as a transmitter)\*4, there are various remote shooting options, such as: simultaneous release of shutters on several cameras; release of shutters on several cameras synchronized with a master camera that has a WR-1 attached\*5; remote control of each group of cameras separately, and interval timer photography. Remote shooting by combining the WR-1 with WR-R10/WR-T10 is also possible\*4.

\*1 Firmware update to ver. 2.00 is required.  
\*2 Functions limited.

\*3 Approximate range at height of about 1.2 m/4 ft; varies with weather conditions and presence of obstacles.

\*4 The WR-R10 and WR-T10 in use require being set to the same channel and pairing; the WR-1 in use must be set on the same channel and pairing or assigned an ID-mode name. Maximum number of controllers: 20 (WR-1) units or 64 (WR-R10) units.

\*5 Only a camera with a ten-pin remote terminal can be employed as a master camera in synchronized release.



WR-1 Wireless Remote Controller



WR-10 Wireless Remote Controller

## Easy remote control with WR-R10/WR-T10 Wireless Remote Controllers (optional)

Utilizing 2.4-GHz radio waves, the WR-R10/WR-T10 Wireless Remote Controllers widely expand the flexibility of remote control. Unlike units that use infrared rays, the WR-R10/WR-T10 enable remote control across long distances, capable of operating even when obstacles such as trees or walls stand in the way. With a maximum communication distance of 20 m/66 ft\*1, you are able to control an unlimited number of cameras. Furthermore, the ability to control multiple cameras opens up new and exciting shooting opportunities. Try shooting stills and movies\*2 simultaneously on different cameras, or simply shoot the same still images on numerous camera bodies with different lenses attached. You can also divide your cameras into groups and assign a channel to each, controlling each group independently and perform different operations according to your creative will. The possibilities are endless.\*2

\*1 Approximate range at height of about 1.2 m/4 ft; varies with weather conditions and presence of obstacles.

\*2 Movie recording is possible with the D4 series, D810, D800 series, D750, D610, D600, D7100, D5300, D5200 and D3300.



WR-R10 Wireless Remote Controller



WR-T10 Wireless Remote Controller

## GP-1A GPS Unit (optional)

Some types of photography can benefit from location information such as latitude, longitude, altitude and UTC (Universal Coordinated Time). With the GP-1A, all this can be stored in the EXIF data. Images with location information can be displayed on the Map workspace of ViewNX 2, and the information can also be used on online image-sharing services and digital mapping software, as well as on NIKON IMAGE SPACE, Nikon's own image-sharing and storage service.



## MB-D16 Multi-Power Battery Pack for a firm grip in both vertical and horizontal shooting (optional) [New]

The MB-D16 Multi-Power Battery Pack supports two types of battery power: one EN-EL15 Rechargeable Li-ion Battery, or six R6/AA-size alkaline, Ni-MH or lithium batteries. The EH-5b AC Adapter (with EP-5B Power Connector) is also an option. A seamless switch of power between the battery in the camera body and those in the MB-D16 is possible when one EN-EL15 is loaded in each. This allows the user to shoot approximately twice as many images as the D750 on its own. All this means that photographers can concentrate on shooting without worrying about battery life. With its durable magnesium alloy exterior, the MB-D16 Multi-Power Battery Pack incorporates intuitive controls for vertical shooting: shutter-release button, shutter-release button lock, AE-L/AF-L button, multi selector and main/sub command dials.



MB-D16 Multi-Power Battery Pack

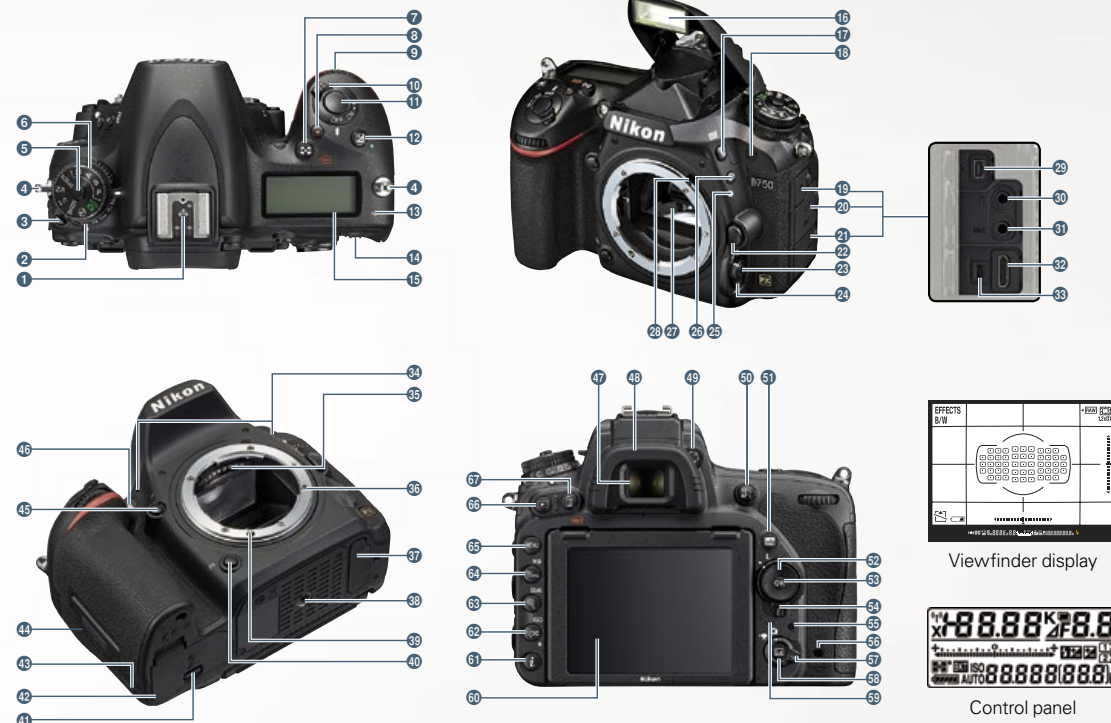
## NIKON IMAGE SPACE — Nikon's simple and powerful image sharing and storage service

Your images deserve a dependable space on the internet. That place is NIKON IMAGE SPACE, a free, online image sharing and storage service. With its fast and simple user interface, you can upload, download, browse, organize and share pictures and movies, as well as smoothly connect with various social networks. A basic account is available to all registered users and provides a maximum of 2 GB storage space. Nikon digital camera owners can get special accounts with storage space up to 20 GB and a variety of useful functions, including password-protected files when sharing images.



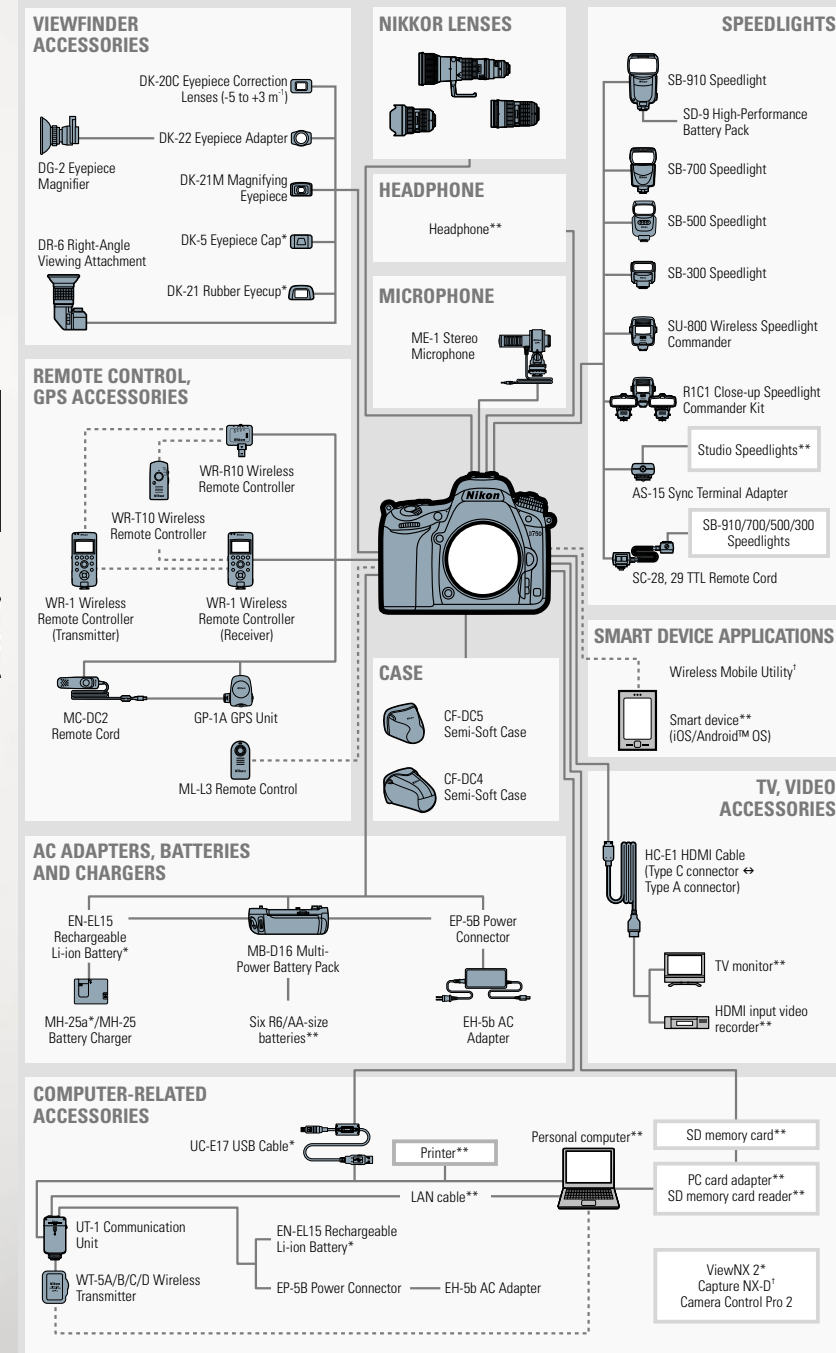
NIKON IMAGE SPACE  
<http://nikonimagespace.com>

## Nomenclature



- 1 Accessory shoe (for optional flash unit)
- 2 Release mode dial
- 3 Release mode dial lock release
- 4 Eyelet for camera strap
- 5 Mode dial lock release
- 6 Mode dial
- 7 Metering button/Formatting memory cards button
- 8 Movie-record button
- 9 Sub-command dial
- 10 Power switch
- 11 Shutter-release button
- 12 Exposure compensation button/Two-button reset button
- 13 Focal plane mark
- 14 Main command dial
- 15 Control panel
- 16 Built-in flash
- 17 Flash mode button/Flash compensation button
- 18 Infrared receiver (front)
- 19 Cover for accessory terminal
- 20 Audio connector cover
- 21 HDMI/USB connector cover
- 22 Lens release button
- 23 AF-mode button
- 24 Focus-mode selector
- 25 Lens mounting mark
- 26 Bracketing button
- 27 Mirror
- 28 Meter coupling lever
- 29 Accessory terminal
- 30 Headphone connector
- 31 Connector for external microphone
- 32 HDMI connector
- 33 USB connector
- 34 Stereo microphone
- 35 CPU contacts
- 36 Lens mount
- 37 Contact cover for optional MB-D16 battery pack
- 38 Tripod socket
- 39 AF coupling
- 40 Fn button
- 41 Battery-chamber cover latch
- 42 Battery-chamber cover
- 43 Power connector cover
- 44 Memory card slot cover
- 45 Pv button
- 46 AF-assist illuminator/Self-timer lamp/Red-eye reduction lamp
- 47 Viewfinder eyepiece
- 48 Rubber eyecup
- 49 Diopter adjustment control
- 50 AE/AF lock button
- 51 Info button
- 52 Multi selector
- 53 OK button
- 54 Focus selector lock
- 55 Memory card access lamp
- 56 Infrared receiver (rear)
- 57 Live view selector
- 58 Live view button
- 59 Speaker
- 60 Tilting monitor
- 61  $\pm$  button
- 62 Playback zoom out/thumbnails button/ISO sensitivity button/Auto ISO sensitivity control button/Two-button reset button
- 63 Playback zoom in button/Image quality/size button
- 64 Help button/Protect button/White balance button
- 65 Menu button
- 66 Playback button
- 67 Delete button/Formatting memory cards button

## System chart



† Can be downloaded from the application store of each smart device (free). \*Supplied accessories \*\*Non-Nikon products



